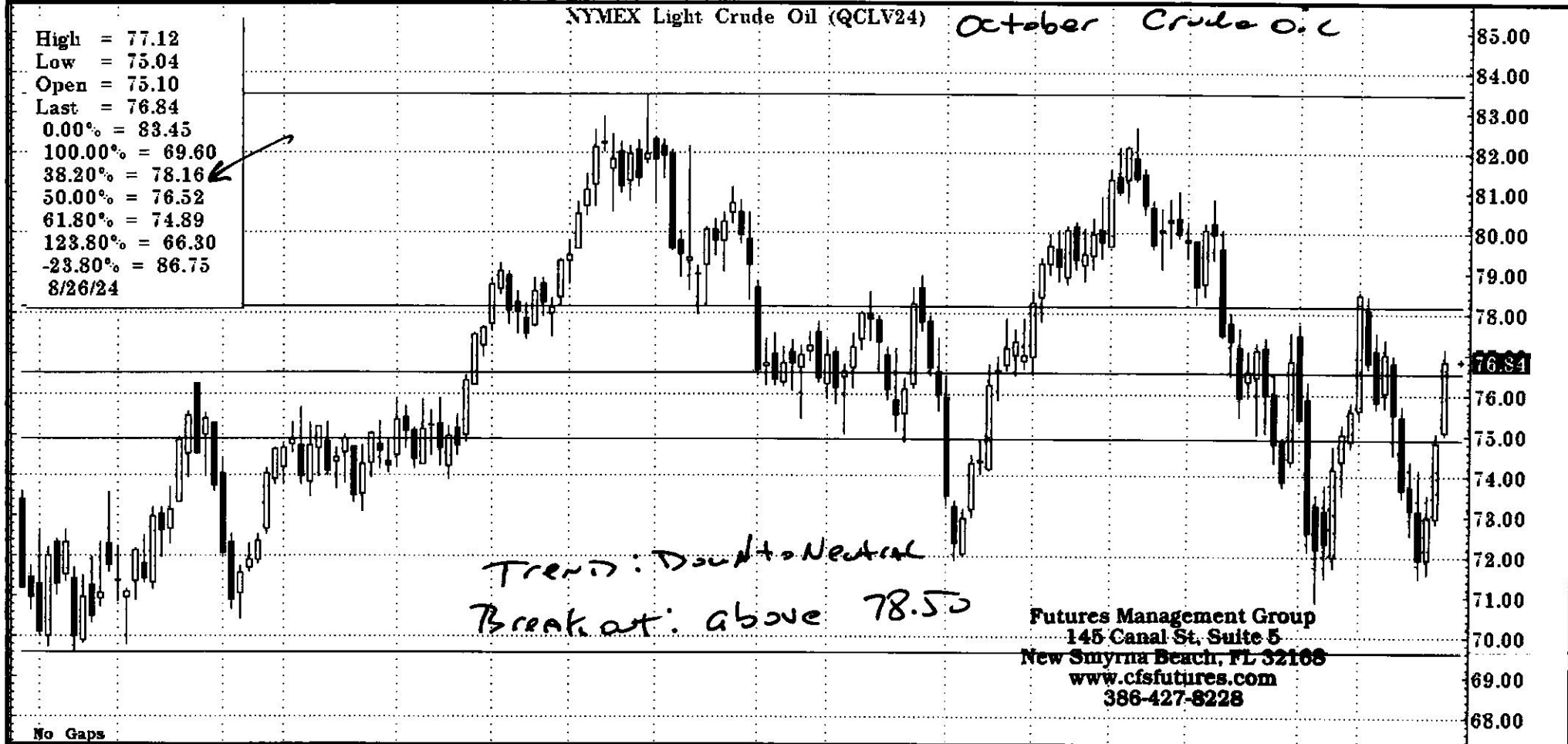


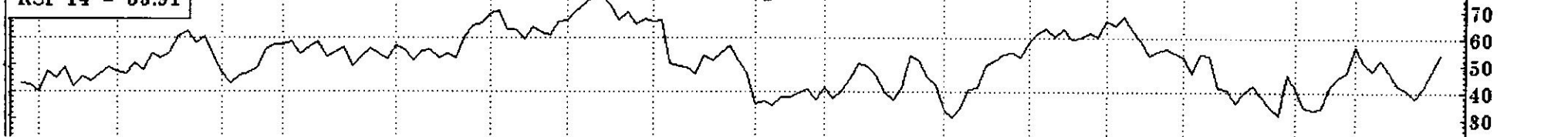
NYMEX Light Crude Oil (QCLV24) *October Crude Oil*

High = 77.12  
 Low = 75.04  
 Open = 75.10  
 Last = 76.84  
 0.00% = 83.45  
 100.00% = 69.60  
 38.20% = 78.16  
 50.00% = 76.52  
 61.80% = 74.89  
 123.80% = 66.30  
 -23.80% = 86.75  
 8/26/24



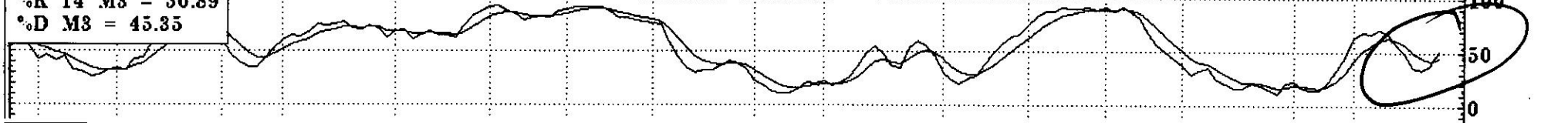
RSI 14 = 53.91

Relative Strength Index



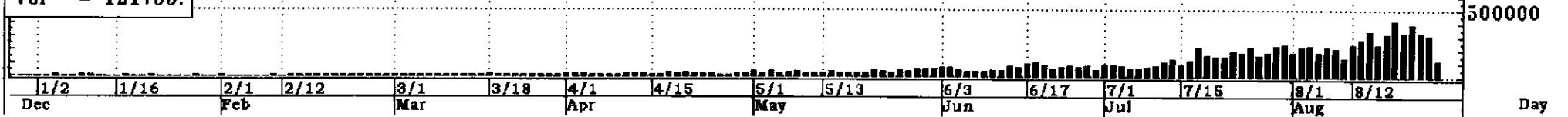
%K 14 M3 = 50.89  
 %D M3 = 45.35

Modified Stochastic



Vol = 121755

Volume

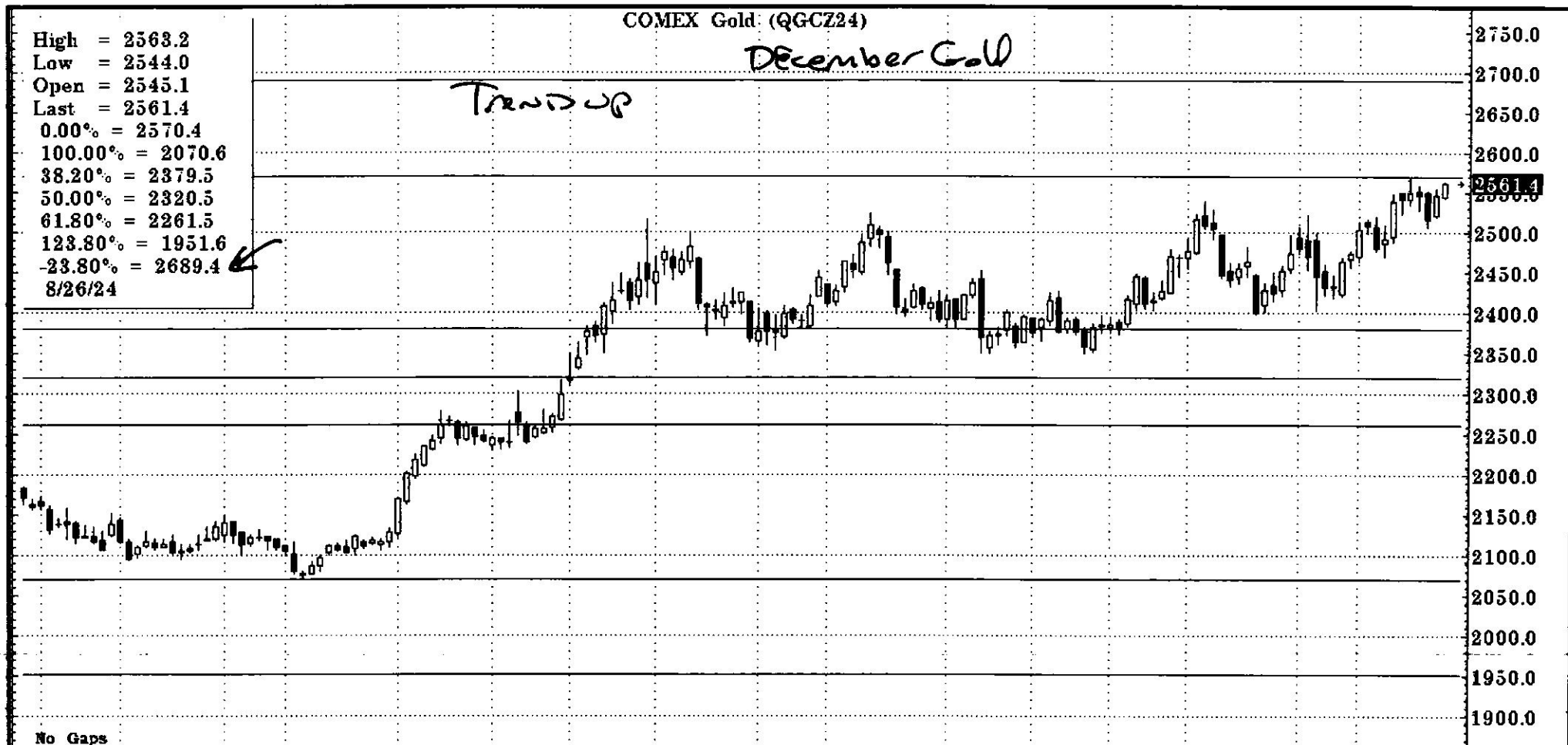


COMEX Gold: (QGCZ24)

December Gold

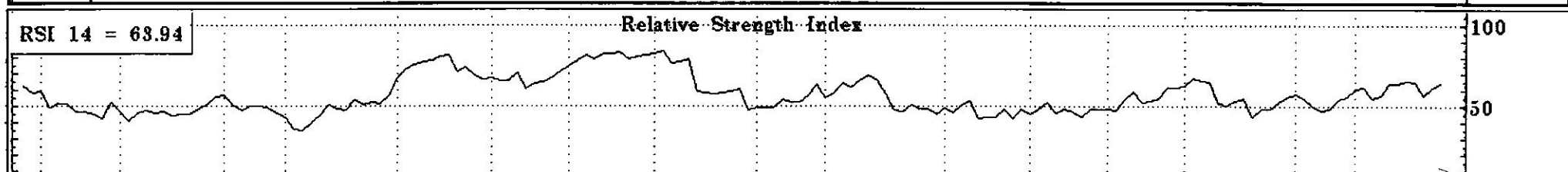
High = 2563.2  
 Low = 2544.0  
 Open = 2545.1  
 Last = 2561.4  
 0.00% = 2570.4  
 100.00% = 2070.6  
 38.20% = 2379.5  
 50.00% = 2320.5  
 61.80% = 2261.5  
 123.80% = 1951.6  
 -23.80% = 2689.4  
 8/26/24

Trend Up



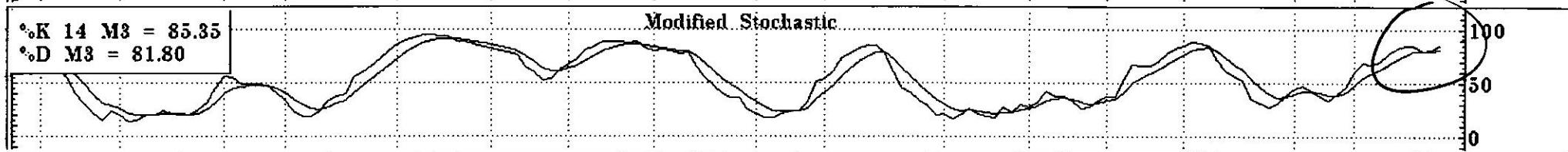
RSI 14 = 63.94

Relative Strength Index



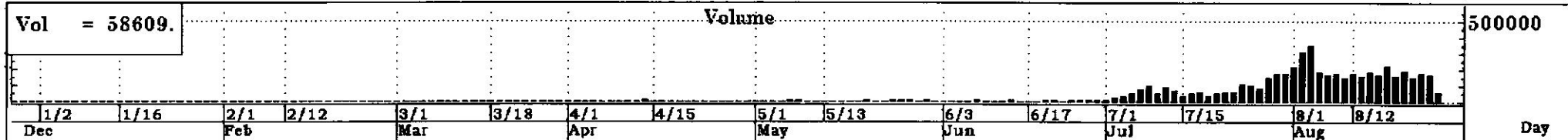
%K 14 M3 = 85.35  
 %D M3 = 81.80

Modified Stochastic



Vol = 58609.

Volume



Day

COMEX Silver (QSI24)

December Silver: Trend up


High = 30.670  
 Low = 30.120  
 Open = 30.325  
 Last = 30.600  
 0.00% = 33.500  
 100.00% = 22.900  
 38.20% = 29.451  
 50.00% = 28.200  
 61.80% = 26.949  
 123.80% = 20.377  
 -23.80% = 36.023  
 8/26/24



No Gaps

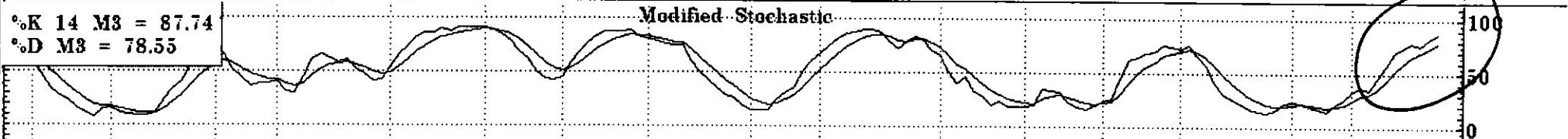
RSI 14 = 60.76

Relative Strength Index



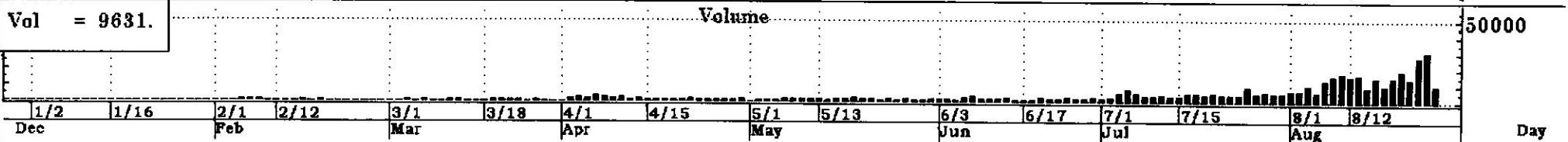
%K 14 M3 = 87.74  
 %D M3 = 78.55

Modified Stochastic



Vol = 9631.

Volume



1/2 1/16 2/1 2/12 3/1 3/18 4/1 4/15 5/1 5/13 6/3 6/17 7/1 7/15 8/1 8/12 Day